




Installation Instructions  
 Quantum® Hardcoated Polycarbonate  
 Replacement Windscreen fits:

N31401: Harley-Davidson® FLHR

Thank you for purchasing a National Cycle® product.


<p><b>Attention</b></p>  <p>Special notes and cautionary measures which can prevent damage to the accessory or motorcycle.</p>	<p><b>Note</b></p>  <p>Tips for facilitation of operation, control and adjustment, as well as maintenance.</p>
---	---

	<p>3/8" Box Wrench          T27 Torx Drive</p>
---	--

**PARTS LIST**


Index	Description	Qty.
1	Windscreen, Quantum® Hardcoated Polycarbonate	1
<b>Bag#1159</b> 2	49-495557-000, Compression Limiter, Stainless L .177	9

**REMOVAL AND REINSTALLATION**

 **Retain all brackets, screws and nuts. They will be reused. Nine Compression Limiters are supplied.**

**Work on a clean padded surface.**

1. Remove fasteners and brackets from stock windscreen. **(3/8" Box Wrench and T27 Torx Drive)**
2. Insert one Compression Limiter into each hole on windscreen.
3. Reassemble the stock brackets to the National Cycle Replacement Windscreen using the original screws and nuts.

 **Tighten fasteners firmly, approximately 2-3 ft/lbs. (2.7-5.4 Nm)**



Ask for Shield Wash™ and RainZip® at your local dealer or visit [www.nationalcycle.com](http://www.nationalcycle.com).

## CLEANING AND MAINTENANCE

To clean your windshield, wash with a clean soft cloth and plenty of warm water and, if necessary, a non-abrasive soap such as dishwashing liquid. Flannel or soft chamois make good cleaning cloths. **Paint, glue residue or grease removal:** Moisten cotton wad with naphtha or turpentine followed by a wash as above.

National Cycle **Shield Wash™** (N1401-01) makes a good daily cleaner and comes with a handy 1-oz. travel-size bottle, an 8-oz. refill bottle and a microfiber cleaning cloth. Shield Wash is safe for all windshields and helmet visors.

Do not clean polycarbonate in hot sun or high temperatures. Do not clean the screen with household glass cleaners.

Do not allow brake fluid, alcohol, or strong solvents to contact the windshield.

## RAIN REPELLENT

Do not use rain protective products made for glass. We recommend National Cycle's **RainZip®** (N1410-01) to keep your windshield clear in rainy weather.

RainZip comes in a 3-oz. bottle with an application cloth and polishing cloth. This is enough for three applications, each lasting about three months.

Watch our online video to learn how to use and apply Shield Wash and RainZip.



### National Cycle 3-Year Limited Warranty

Register Your Windshield Online at [www.nationalcycle.com](http://www.nationalcycle.com)

National Cycle hereby warrants to the original registered owner of a National Cycle polycarbonate windshield for a period of three years from the date of purchase against breakage. This limited warranty is expressly limited to the replacement of the polycarbonate windscreen. This limited warranty does not include scratches, coating failure, cosmetic wear and tear, replacement of hardware, or any consequential damages or expenses including labor cost of installation, removal and/or replacement, inconvenience, inbound freight expenses or damage to any other component of the vehicle or any other accessories. Certain chemicals, generally known as acidic hydrocarbons, are known to cause polycarbonate damage and will not be covered under this limited warranty. Please refer to the cleaning instructions supplied with all National Cycle windshields. Visit [www.nationalcycle.com](http://www.nationalcycle.com) for further details or call or write National Cycle Inc.

## ⚠ WARNING

Never operate your vehicle with loose accessory mounting hardware. Check the hardware for tightness regularly.

UTVs are built with enough frame rigidity to withstand the moderate loads imposed on them by the foreseeable addition of an accessory(ies). If an accessory(ies) adversely affects your vehicle's stability, immediately remove the accessory(ies). Do not operate a vehicle that exhibits unsafe handling traits.

Have experienced service personnel correct any problem before driving with the accessory(ies) installed. For further questions concerning handling problems associated with an accessory(ies), contact your dealer, UTV manufacturer, or accessory manufacturer.

Sunlight reflected off the inside curvature of the windshield can, at certain times of the day, cause extreme heat buildup on the vehicle's instruments and possibly even melt them. Exercise care in parking to avoid this. Park your vehicle facing the sun, or place an opaque object over the instruments and dash panel.